


Air Transportation Matching Game




Hot Air Balloon



Hot Air Balloon



Helicopter



Helicopter



Biplane



Biplane



Airplane



Airplane



Rocket



Rocket



Flying Saucer



Flying Saucer



Parachute




Parachute




Hang Glider




Hang Glider




Blimp



Blimp



Jet



Jet

Air Transportation Matching

**The Matching Game that focuses on things that
FLY!!**

Copyright © Speech Chick Products



Directions: Print on cardstock, laminate and cut out. Glue game label onto the storage envelope. Lay all cards face down on the table. Have each child complete an articulation or language task. After he completes the task correctly, he turns over two cards trying to find the match. Depending on group size or age of the students, you may need to print more than one set and have the students play in groups of 2-3. Older students can tell a similarity and a difference of the two pictures he turned over.